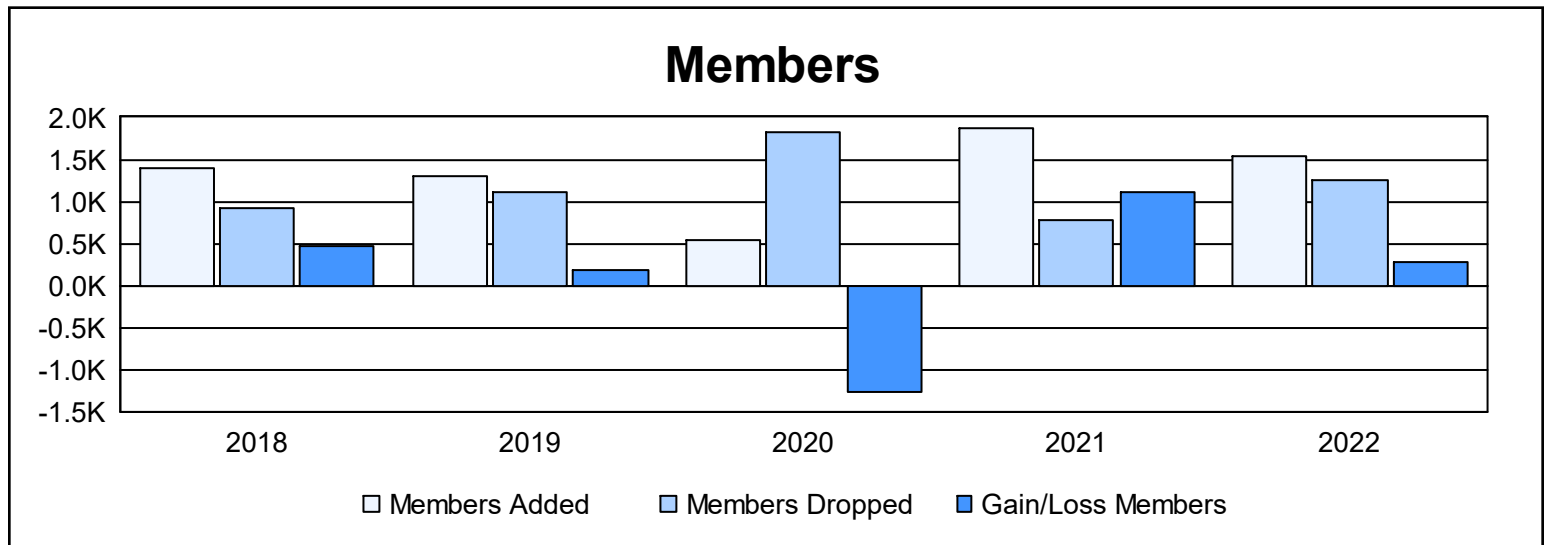
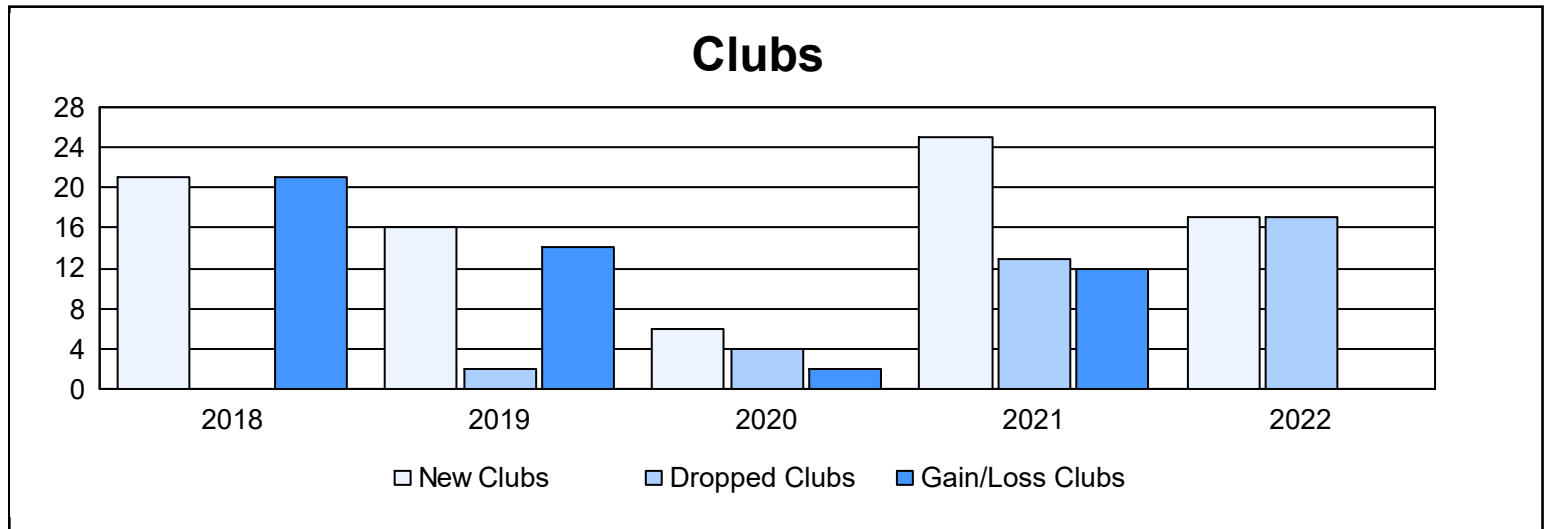
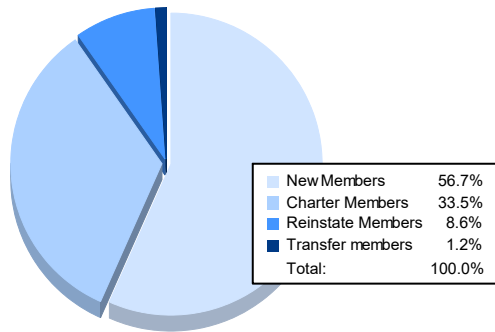


Year	New Clubs	Dropped Clubs	Gain/ Loss Clubs	New Members	Charter Members	Reinstate Members	Transfer Members	Total Member Added	Total Members Dropped	Gain/ Loss Members
2017-2018	21	0	21	820	494	55	22	1,391	926	465
2018-2019	16	2	14	590	470	178	62	1,300	1,109	191
2019-2020	6	4	2	252	180	94	24	550	1,816	-1,266
2020-2021	25	13	12	680	887	285	21	1,873	772	1,101
2021-2022	17	17	0	876	518	133	19	1,546	1,257	289
<b>Average</b>	<b>17</b>	<b>7</b>	<b>10</b>	<b>644</b>	<b>510</b>	<b>149</b>	<b>30</b>	<b>1,332</b>	<b>1,176</b>	<b>156</b>



### Membership Composition June 2022 Cumulative



### Gender Composition June 2022 Cumulative

